

CLS

ColourFlow





Topaz ColourFlow Series

Track & Surface Mounted Fixtures



> Specifications

Type: Topaz ColourFlow
Colour: Black or white
Material: Coated aluminium
Weight: 780 gram
Swivel: 360° horizontal | 100° vertical

Optics: Spot, medium, wide & flood
(19°, 25° 35° & 55°)
Light source: CLS Dynamic Colour Chip
Light output: Up to 700 Lumen
Colour changing: RGBW (W: 3000K)
RGBW (W: 4000K)
RGBA

Power consumption: Max. 15 Watt

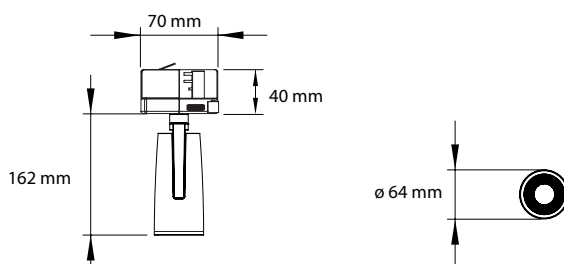
Power supply: 100–240 VAC
Driver: Driver included | Driver internal
Control options: Casambi, DMX (RDM) & Wireless DMX
IP rating: IP 20
Protection class: 1
Certifications: CE

Lifetime: 50.000h
Warranty: 5 years

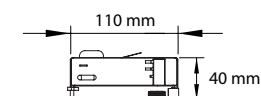
Accessories: Honeycomb, Filter Accessory Holder,
Rotatable Barndoor, Stackable Snoots
& (Elliptical) Beam Shapers

Remarks: Horizontal and vertical locking

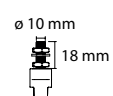
> Measurements



DMX adapter



Bolt Mounting



Casambi adapter

